

Aria Wheels Srls

Registered Office_Via della Divisione Torino, 92 00143 Rome - Italy
 Production Department_Via A.Volta 7/G 36030 Costabissara (VI) - Italy
 TEL. / FAX +39 04441322533 | VAT id IT 12848301003 | email : info@ariawheels.com



Pediatric ultralight adjustable wheelchair, the rigid frame is assembled with structural adhesives and it is made of aluminum alloy and Ergal components.

Standard features: Adjustable Tension Backrest BKRTT + folding system, carbon fibre rigid seat pan, stainless steel screws + the STD optional.

Maximum user weight: 75 kg
 Transport weight ± 4.5 kg
 (see the symbols \diamond for the related configuration)



€ 2.200,00

WITH STANDARD FEATURES
 (VAT and shipping cost not included)

In some countries the price may change by 15%

CUSTOMER NAME AND SURNAME: _____ QUOTATION _____ ORDER _____
 DEALER NAME: _____ DELIVERY ADDRESS: _____
 PRODUCT SPECIALIST: _____ ORDER NUMBER AND DATE: _____

Before filling the boxes below regarding the sizes , please see the technical scheme in the last page. Aria Wheels Srls in order to avoid mistakes on the order form, suggests to contact a qualified person for taking the measurements. Aria Wheels can not make changes to the product after receiving the order form. If no choices are made in the order form, the product will be sent in the standard configuration.

CUSTOMIZATION

Select your preferences with a flag in the box

TYPE OF FRAME		NOT ADJUSTABLE AFTER SALE	
<input type="checkbox"/>	FRMAB Frame with abduction	<input type="checkbox"/>	FRMDR Straight frame

SEAT WIDTH (SW)		NOT ADJUSTABLE AFTER SALE	
Considered external tube to external tube of the frame			
<input type="checkbox"/>	SW240	240 mm	<p>Between the internal faces of the side guards: +10mm adjustable width with spacers</p>
	SW260	260 mm	
	SW280	280 mm	
	SW300	300 mm	
	SW320	320 mm	


SEAT DEPTH (SD)		NOT ADJUSTABLE AFTER SALE	
Considered as the depth of the carbon fibre seat plate			
<input type="checkbox"/>	SD280	280 mm	
	SD300	300 mm	
	SD320	320 mm	
	SD340	340 mm	
	SD360	360 mm	

CAMBER REAR WHEELS		NOT ADJUSTABLE AFTER SALE	
<input type="checkbox"/>	CBR0	0°	
	CBR3	3°	

CENTER OF GRAVITY (CG)		NOT ADJUSTABLE AFTER SALE	
Considered from the backrest tube to the axle of the rear wheels			
<input type="checkbox"/>	CG50	50 mm - PRUDENTIAL	
	CG70	70 mm - MEDIUM	
	CG90	90 mm - ACTIVE	

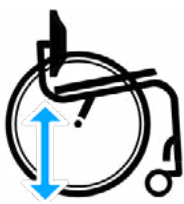


KNEE TO HEEL LENGTH (KHL) <small>Considered from the footrest cover to the the seat pan</small>			
	FOOTKR	between 90 mm and 210 mm	REQUESTED: _____ 320,00 €
	KHL280	280 mm	
	KHL290	290 mm	
	KHL300	300 mm	
	KHL310	310 mm	
	KHL320	320 mm	
	KHL330	330 mm	
	KHL340	340 mm * available with SHF380	
	KHL350	350 mm * available with SHF390	
	KHL360	360 mm * available with SHF400	
	KHL370	370 mm * available with SHF410	



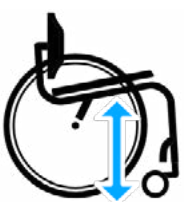
Some measures may not be available as they are related to the SHF measures and the size of the front wheels.

SEAT HEIGHT REAR (SHR) <small>Considered from the floor to the back of seat plate</small>			
	SHR320	320 mm	
	SHR330	330 mm	
	SHR340	340 mm	
	SHR350	350 mm	
	SHR360	360 mm	
	SHR370	370 mm <small>with n. 1 spacer</small>	40 €
	SHR380	380 mm <small>with n. 2 spacers</small>	40 €
	SHR390	390 mm <small>with n. 3 spacers</small>	40 €



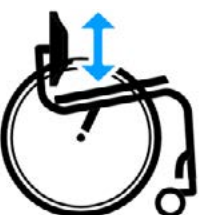
With 24" rear wheels the minimum size has to be considered increased by 25mm


SEAT HEIGHT FRONT (SHF) <small>Considered from the floor to the front of seat plate</small>			
	SHF380	380 mm	
	SHF390	390 mm	
	SHF400	400 mm	
	SHF410	410 mm	
	SHF420	420 mm	
	SHR430	430 mm <small>with n. 1 spacer</small>	40 €
	SHR440	440 mm <small>with n. 2 spacers</small>	40 €
	SHR450	450 mm <small>with n. 3 spacers</small>	40 €



With 24" rear wheels the minimum size has to be considered increased by 25mm

BACKREST HEIGHT (BRH) <small>Considered from the seat pan to the top of the backrest</small>					
	BRH240	240 mm		BRH360	360 mm
	BRH255	255 mm		BRH375	375 mm
	BRH270	270 mm			
	BRH285	285 mm			
	BRH300	300 mm			
	BRH315	315 mm			
	BRH330	330 mm			
	BRH345	345 mm			



BACKREST ANGLE (BRA) <small>Considered as the angle than the floor</small>	
<p>Indicate the required angle from 85 ° to 95 °</p> <p>_____</p>	

BRAKES			
	BRKASL	Aria® Scissor lock	STD
	BRKOPL	Out-Front Push to lock	110,00 €
	BRKOSL	Out-Front Scissor lock	150,00 €

FRAME COLOR			
	FRMCG	Green	
	FRMCY	Yellow	
	FRMCP	Purple	
	FRMCB	Blue	
	FRMCA	Orange	
	FRMCC	Custom color <i>Indicate the desired RAL color number</i> _____	360,00 €

REAR WHEELS										
22"		24"								
	RWHAK		RWHAG	Black Wheel with black hub and black spokes	STD					
			RWHAL	Spinergy® Lite Extreme LX with black hub					810,00 €	
			Black spokes	STD	Red spokes	70€	Blue spokes	70€	Green spokes	70€
			White spokes	STD	Yellow spokes	70€	Orange spokes	70€	Purple spokes	70€

HANDRIMS			
	HDRMBK	Black anodized aluminum	STD
	HDRMSK	Silver anodized aluminum	STD
	HDRMTK	Aluminum with foam coated for tetraplegic	130,00 €




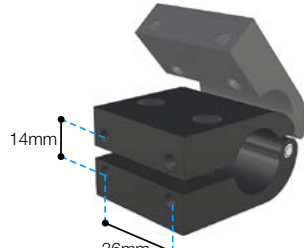

REAR WHEELS TYRES			
	WTSWK	Schwalbe Right Run - Black/Grey	STD
	WTSWK	Schwalbe Marathon Plus Evolution - Black	95,00 €

FORKS			
<i>for SMTH4 AND SMTH5 the compatibility check is required by clicking here. In case of incorrect compilation the compatible size will be mounted.</i>			
	FRKDS2	Aria® Double - Sided - black anodized aluminum	STD
	FRKMNA	Aria® Single - Sided - black anodized aluminum	195,00 €
	FRKFC	Aria® Single - Sided - in carbon fibre	310,00 €
	SMTH4	Aria Smooth® - Shock absorbing forks with FRWH4 s//ooth ®	465,00 €
	SMTH5	Aria Smooth® - Shock absorbing forks with FRWH5 s//ooth ®	465,00 €

FRONT WHEELS							
	FRWHP3	3" black plastic	STD		FRWH3	3" black alumin.	86,00 €
	FRWHP4	4" black plastic	STD		FRWH4	4" black alumin.	86,00 €
	FRLWH4	4" Led lights integrated					180,00 €

SIDE GUARDS								
	SDK	Black ABS Fendered					STD	
	CARB3K	Carbon Fiber Rigid						182,00 €

ARMRESTS								
	ARMRTK	Non-removable armrests with PU coating						180,00 €
<i>The armrests can be ordered exclusively in combination with the rigid side guards CARB3K</i>								

TENSION BACKREST / <u>BACKREST</u> _{LINE}								
	BKRTT	Aria® adjustable Tension Backrest					STD	
	BKRTK	Aria® Postural Backrest - aluminium * 						610,00 €
 <p>BKRTT</p>		 <p>BKRTK</p>		 <p>ALCMT36</p>		<p>* mounted with the Aria® clamp code ALCMT36</p> <p>WARNING: with this backrest the seat depth is reduced by 20 mm approx. </p>		

ARIA® ACCESSORIES

SEAT CUSHION								
	IMBOTT7	Cushion made of foam with breathable textile						85,00 €

PUSH HANDLE								
	PHK2	Black painted push handle on the RIGHT						180,00 €
	PHK2	Black painted push handle on the LEFT						180,00 €

BACKPACK								
	BKPY	Black cordura backpack with breathable textile						130,00 €

UNDER SEAT BAG								
	USBG	Black cordura under seat bag with velcro fabric						60,00 €



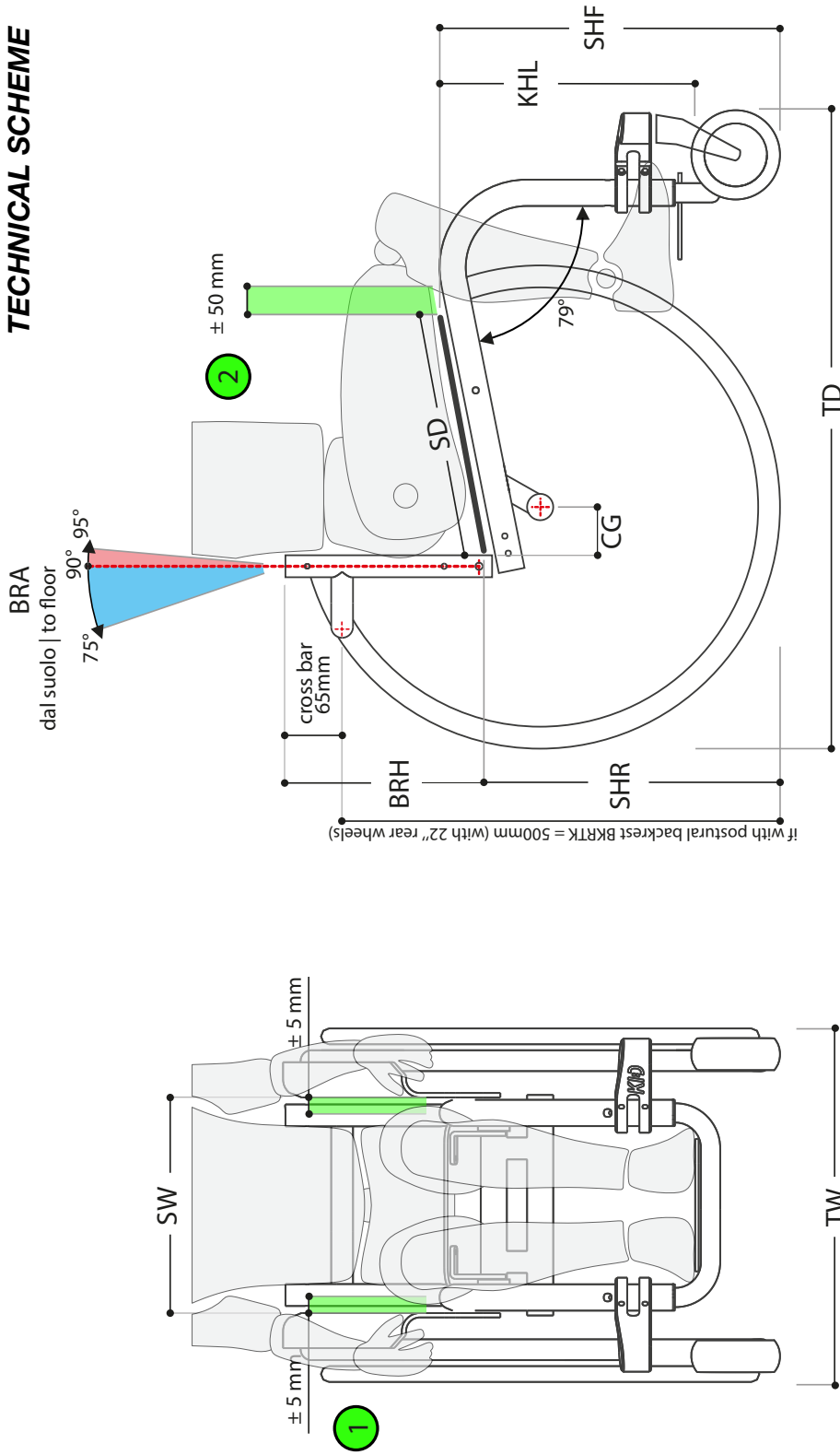
ANTI TIPPER								
	ATPR	Anti tipper mounted on left	145,00 €		ANTW	with wheels	45,00 €	
	ATPR	Anti tipper mounted on right	145,00 €					
CALF BAND								
	CLFB8	Calf band, height 8 cm - black textile		STD				
	CLFB6L	Calf band, height 6 cm - black leather					60,00 €	
SCRATCH-RESISTANT PROTECTION								
	FRMP	Pair of frame protection made of black leather - velcro fabric					70,00 €	
TATOO								
		<i>For special needs, send the logo in vector format to info@ariawheels.com referring to the order number.</i>					NEW	
	TATT	Custom logo on frame, TEXT: _____					90,00 €	

NOTES:

CODES - OPTIONAL AND ACCESSORIES



TECHNICAL SCHEME



The technical scheme do not consider the dimensions of any postural and anti decubitus cushions.

SW: Considered external tube to external tube of the frame. The dimension between the internal faces of the side guards is + 10 mm than the SW.

BRH: Considered from the seat plate to the top of the backrest.

SD: Considered as the depth of the seat plate.

CG: Considered from the backrest foam to the axle of the rear wheels.

For a right sizing of the wheelchair is recommended:

- 1 SW | Seat Width _ A space of ± 5 mm between the user basin and the side guards
- 2 SD | Seat Depth _ A space of ± 50 mm between the user's popliteal fossa and the rigid carbon seat.



LARGHEZZA TOTALE (TW)
(Campan. 0°) SW + 175 mm
(Campan. 3°) SW + 220 mm



PROFONDITA' TOTALE (TD)
SD280, 300 e 320 = 730+50-OG
SD340 e 360 = 770+50-OG



PESO DI TRASPORTO
Senza ruote posteriori
± 4,5 kg